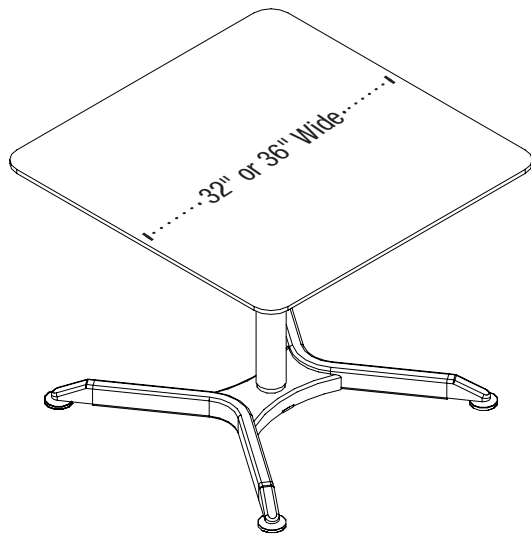
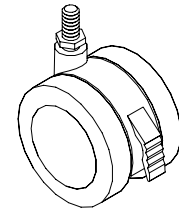


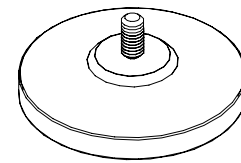
# LX-PNADJ-32SQ | LX-PNADJ-36SQ PNEUMATIC HEIGHT ADJUSTABLE SQUARE CAFÉ TABLES



40" H with glides  
42.4" H with casters



Casters



Glides

## Product Specifications

<b>Item Number</b>	LX-PNADJ-32SQ
<b>Dimensions with Glides</b>	31.5"W x 25.2" – 40"H
<b>Dimensions with Casters</b>	31.5"W x 27.6" – 42.4"H
<b>Tabletop Dimensions</b>	31.5"W x 1"H
<b>Base Dimensions</b>	26" x 25.7"
<b>Tabletop Make</b>	MDF with polyurethane paint on top and UV painting on back
<b>Leg/Base Make</b>	Steel
<b>Height Adjustable Mechanism</b>	Air Cylinder
<b>Height Adjustable Range</b>	25.2" – 40"H with glides; 27.6" – 42.4"H with casters
<b>Actual Weight</b>	42.6 lbs.
<b>Weight Capacity</b>	110 lbs.
<b>Lift Capacity</b>	11 lbs.
<b>Shipping Method</b>	Ground
<b>Shipping Weight</b>	54 lbs.
<b>Shipping Cart Dims</b>	35" x 33" x 9"
<b>Assembly Required</b>	Yes

<b>Item Number</b>	LX-PNADJ-36SQ
<b>Dimensions with Glides</b>	36"W x 25.2" – 40"H
<b>Dimensions with Casters</b>	36"W x 27.6" – 42.4"H
<b>Tabletop Dimensions</b>	36"W x 1"H
<b>Base Dimensions</b>	29.8" x 28.4"
<b>Tabletop Make</b>	MDF with polyurethane paint on top and UV painting on back
<b>Leg/Base Make</b>	Steel
<b>Height Adjustable Mechanism</b>	Air Cylinder
<b>Height Adjustable Range</b>	25.2" – 40"H with glides; 27.6" – 42.4"H with casters
<b>Actual Weight</b>	51.4 lbs.
<b>Weight Capacity</b>	110 lbs.
<b>Lift Capacity</b>	11 lbs.
<b>Shipping Method</b>	Ground
<b>Shipping Weight</b>	72 lbs.
<b>Shipping Cart Dims</b>	40" x 39" x 9"
<b>Assembly Required</b>	Yes